






Ring Size Comparison Chart

Europe, United Kingdom & United States

Whether you're ready to pop the big question or you are looking for a fashionable piece to spice up your wardrobe, you can use the chart below to determine the ring size that best fits your (or their) finger.


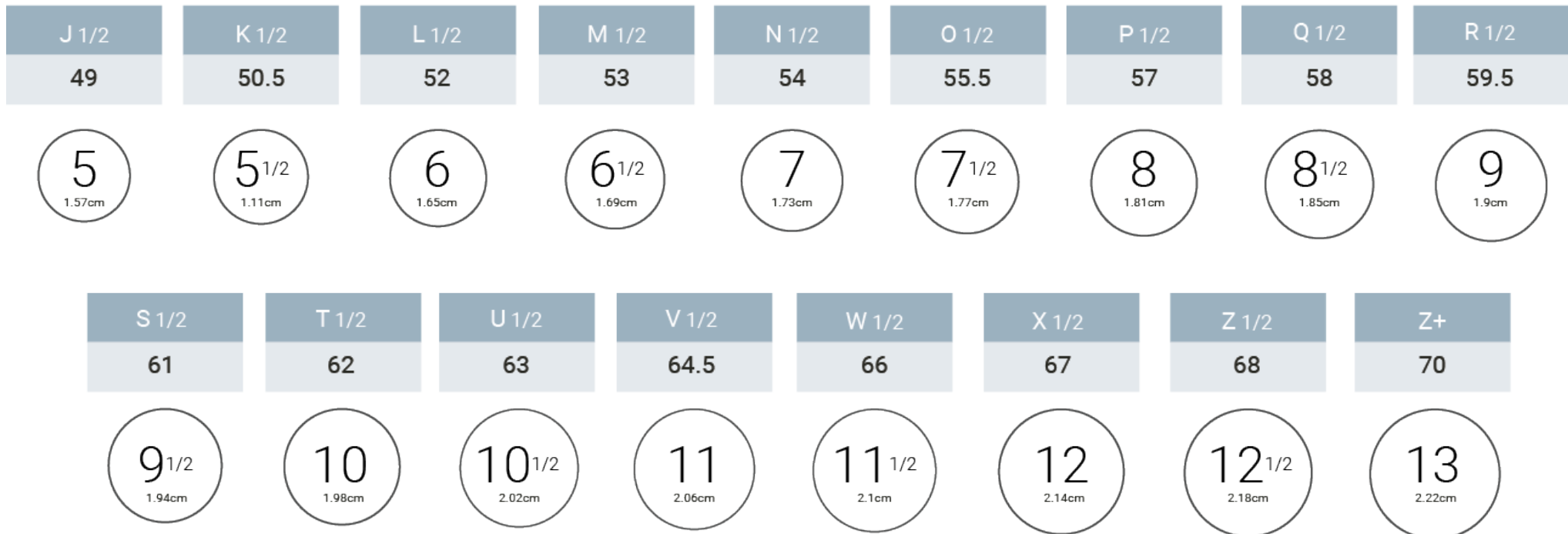
For accuracy, we suggest you download this page and set your printer to print it at 100%. This will ensure that your measurements are accurate.

Now comes the fun part, finding the perfect ring size! Find a ring that fits the intended finger for the new one. (It's OK to be a bit sneaky, we won't tell!). Place the ring on top of the circles below. When you find the correct ring size, the interior of the ring will line up exactly with the exterior of the circle.

-  United Kingdom
-  Europe
-  United States

Let's make sure your print out is correct.

Measure the bar below, the bar should measure 3in. or 7.6cm exactly. If it doesn't, check that the page scaling is set to none and that you are printing at full size or 100%.

If you don't find a perfect fit, don't worry. Give our customer service department a call at (877) 202-5467, and we will send you a free ring sizing tool.